

LZCK720-10

Resin Measuring Or Protection Split Core Dry Type Cts

The Model LZCK720-10 split core ct is a ring type resin casting split core current transformer. Some clients also called it as TTCC. This model can be used both for measurement and microcomputer protection of electrical equipment in 11KV and 35KV AC power system of ring network switchgears such as ABB-Safe Ring/Safe Plus...and cable distribution boxes.

We used imported silicon material and using our mature advanced producing technology we make sure our transformer has very good linear and more than 20 years using life in order to be qualified with all the jobs. The semicircular ring core and secondary windings are vacuum poured by insulated resin. All of our current transformers are strictly comply IEC60044-1, IEC 61869-2, NTC 2205, GB1208-2006, GB20840.2-2013, ANSI/IEEE C57.13.

Features

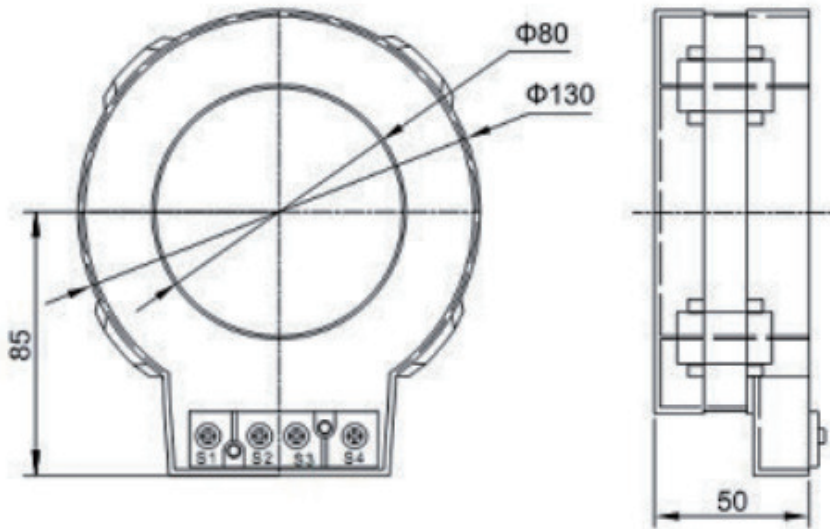
1. Size: $\phi 80 \times \phi 130 \times 50$;
2. Support Dual Ratio;
3. High precision 0.5S or 0.5;
4. Using life more than 20 years;
5. Holding wire diameter: $\phi 80 \text{mm}$;
6. Measurement range 0-1500A AC;
7. Easily installation, with mounting bracket ;
8. High magnetic conductivity silicon steel material;
9. Secondary windings are vacuum poured by insulated resin;
10. IEC60044-1; IEC 61869-2; ANSI C57.13; NTC 2205; GB1208-2006;



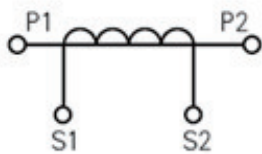
Applications

1. Energy meter;
2. Power Meter;
3. MV switchgears;
4. Air switch cabinet;
5. Distribution boxes;
6. Power Quality meter;
7. Ring network cabinet;
8. Measuring instrument;
9. Protective relay device;
10. Current load monitoring;
11. Low voltage metering system;
12. Distribution Power transformer monitor system;

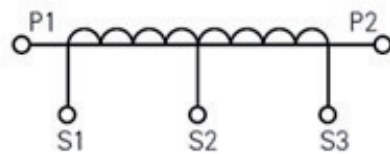
Outline Drawing



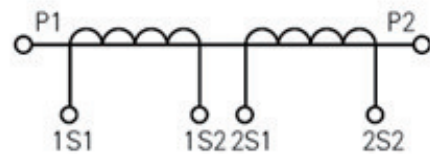
Wiring Diagrams



Single winding



Secondary winding with tap



Double winding

P1, P2 is primary polarity terminal, S1, S2 is secondary polarity terminal.

P2, S2 is homonymous terminals (subtractive polarity).

Selection Guide

Model	Primary rated current	Rated load	Aperture (mm)	Description (mm)	Weight (kg)
LZCK310-10	300-1000A	≤10VA	φ50	φ50 x φ110 x 32	1
LZCK322-10	30-1000A	≤10VA	φ50	φ50 x φ110 x 52	1.6
LZCK350-10	30-1000A	≤25VA	φ50	φ50 x φ110 x 105	3.1
LZCK720-10	30-1000A	≤25VA	φ80	φ80 x φ110 x 50	2.1
LZCK2500-10	30-3000A	≤30VA	φ120, 140, 160	φ120 x φ185 x 100	7
LZCG530-10	30-1000A	≤20VA	φ45	φ45 x φ120 x 65	2.1
LZCG930-10	30-1500A	≤25VA	φ60	φ60 x φ155 x 60	3.6
LZCT722-10	30-1500A	≤10VA	φ82	φ82 x φ130 x 55	2.3
LZCG2500-10	30-3000A	≤30VA	φ120, 140, 160	φ120 x φ185 x 100	7

Parameters

Technical parameters	
Standards	IEC60044-1; IEC 61869-2; NTC 2205; ANSI/IEEE C57.13; GB120
Class	0.5, 1, 3, 10P10, 10P5
Rated primary current	100-1500A
Rated load	≤15VA
Rated frequency	50Hz or 60Hz
Rated secondary current	5A or 1A
Rated short-time thermal current	40kA, 1S
Rated continuous thermal current	120%I _n
Secondary winding power-frequency voltage	3kV, 1min
Instrument security factor	FS≤10
Insulation Class	A
Material	polyurethane +Silicon steel sheets+Enameled wire+ABS
Mechanical parameters	
Dimensions (W×D×H) (mm)	φ80×φ110×50
Jaw cable diameter(mm)	80
Weight (kg)	2.1
Operating conditions	
Operating temperature	-40°C to +70°C
Daily average temp	<+40°C
Storage temperature	-40°C to +70°C
Altitude	<3500 meters
Condition	No existence of severely begrimed, erosive and radioactive gas in the air. Permission of long-term operation under

Technical Data

Type	LZCK720-10			LZCK720-10			LZCK720-10			
Purpose	Measuring current transformer			Protection current transformer			Double winding current transformer			
Ratio	Accuracy class and rated load(VA)			Accuracy class and rated load(VA)			Composite accuracy class and rated load (VA)			
I_1/I_2	0.5	1	3	10P15	10P10	10P5	0.5	1	10P10	10P5
100/1	1	2	2			1	2	2.5	1.5	2.5
200/1	2.5	2.5	5			2.5	2.5		2	
300/1	2.5	3.75	5	2.5	2.5	3.75	3.75		2.5	
400/1	2.5	5	5	2.5	3.75	5	5		2.5	
500/1	5	5	7.5	5	5	7.5	5		2.5	
600/1	5	5	7.5	5	7.5	10	7.5		2.5	
750/1	5	5	7.5							
800/1	5	5	7.5							
1000/1	5	5	7.5							
1200/1	5	5	7.5							
1250/1	5	5	7.5							
1500/1	5	5	7.5							
100/5										2.5
200/5							2.5	2.5		2.5
300/5	2.5	2.5	5			1	2.5	2.5	2	2.5
400/5	2.5	2.5	5			2.5	5	5	2.5	5
500/5	5	5	7.5		2.5	3.75	5	5	2.5	5
600/5	5	5	7.5		3.75	5	5	5	2.5	7.5
750/5	5	5	7.5		5	7.5				
800/5	5	5	7.5		7.5	10				
1000/5	10	10	15		7.5	10				
1200/5	10	10	15		7.5	10				
1250/5	10	10	15		7.5	10				
1500/5	10	10	15		7.5	10				

Ordering Information

Be sure to the type, current ratio, accuracy class, rated load and use of the products when you plan to make a order. Special specifications could be customized. All kinds of different specifications and parameters current transformers can be made according to your needs.